


STAR THE EMPIRE STRIKES BACK WARS

TWIN POD CLOUD CAR INSTRUCTION SHEET



WE REALLY DO CARE

We make each toy with lots of tender loving care . . . so, if something seems to be wrong, please read the instructions again carefully. If any part is missing or broken when you receive your toy, we will, as a service to you, replace it free of charge.

Please identify the name of any missing part (or parts) by using the instruction sheet description.

Simply fill out the form provided and send it along with the broken part to:

KENNER PRODUCTS
1014 VINE STREET
CINCINNATI, OHIO 45202
Attn: Consumer Relations



KENNER PRODUCTS
1014 VINE STREET
CINCINNATI, OHIO 45202

NAME _____

ADDRESS _____

CITY _____

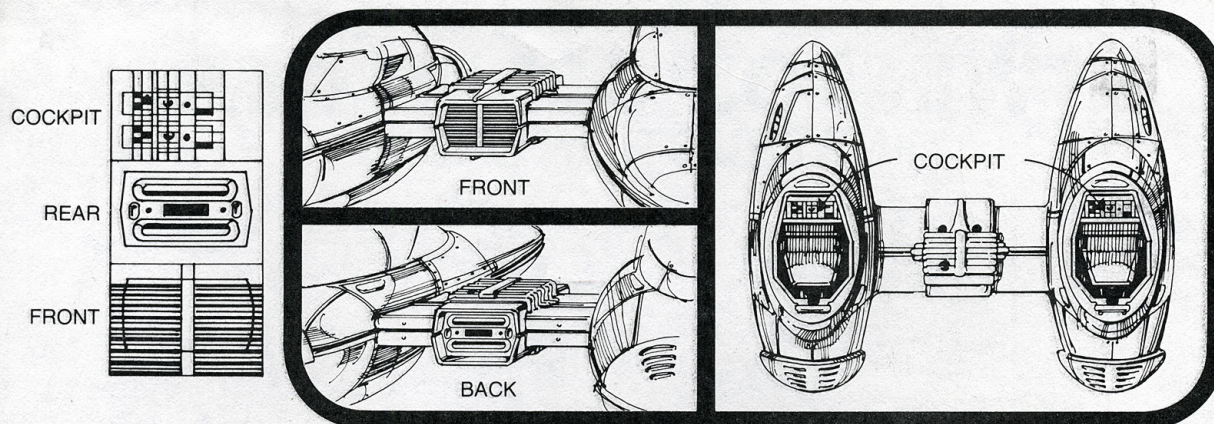
STATE _____ ZIP _____

NAME OF MISSING PART(S)

PLEASE RETURN BROKEN PART(S)

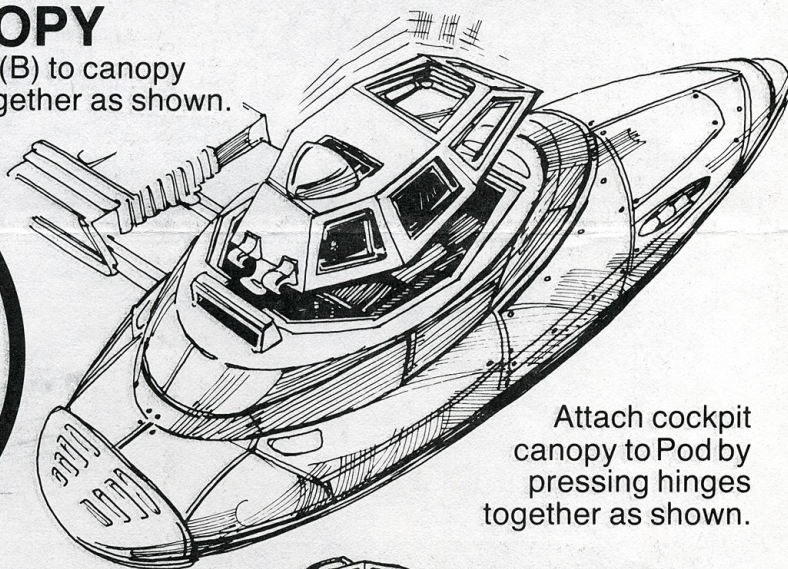
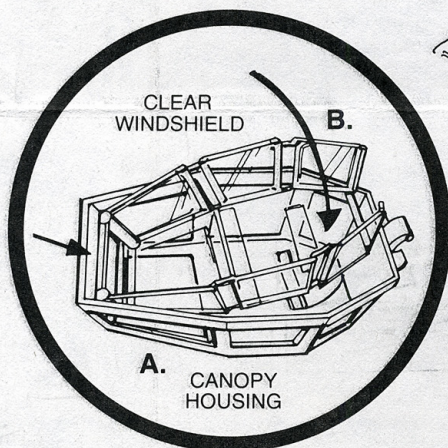


LABELS Apply authentically detailed labels using this sheet and your package as a guide.



COCKPIT CANOPY

Assemble clear windshield (B) to canopy housing (A) by snapping together as shown.



Attach cockpit canopy to Pod by pressing hinges together as shown.

LANDING STRUTS

To lower landing struts, place thumb behind pad and pull down.

